

CMF

ENVIRONMENTAL RANGE – CONTINUOUS MECHANICAL EXTRACT

FEATURES	CONTROLS	PHYSICAL SPECIFICATION
----------	----------	------------------------

Continuously running whole house ventilation system designed to contribute to good indoor air quality

4 extract spigots with option to close off spigots not required

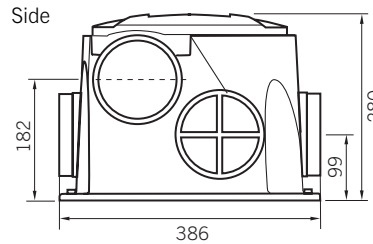
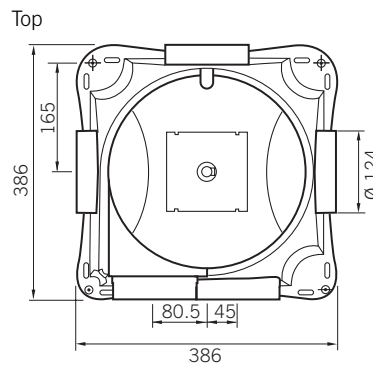
Snap-in motor thermally protected by resettable overload device, allowing for easy installation and maintenance

Ideal for apartments and small properties

Quiet operation

Three speed control operated by wired remote switch

Wired in 3 position remote switch to control trickle, medium and boost speeds. Double pole light switches. Trickle and one boost speed option.



Weight: 4.3 kg

Material: PVC

Fan housing manufactured from high grade polypropylene (100% recyclable).

Long life 'external - rotor' motor/impeller specifically developed for continual/long life service life. Aluminium IP44 casing for operation -10°C to +50°C.



COMPLIES WITH THE REQUIREMENTS OF CONTINUOUS MECHANICAL EXTRACT VENTILATION UNDER **SYSTEM 3 ADF 2006**.

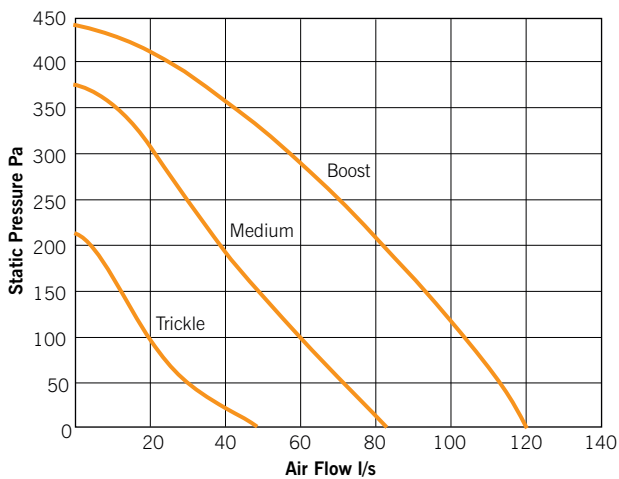
PRODUCTS SHOULD BE INSTALLED AS PART OF AN INTEGRATED VENTILATION SYSTEM COMPRISING MECHANICAL EXTRACT AND BACKGROUND VENTILATORS.

GREENWOOD BACKGROUND VENTILATORS, DETAILED ON PAGES 82 – 83.

- CE marked
- 2 year guarantee
- Complies to:
Low Voltage Directive
EMC Compatibility Directive

PERFORMANCE

Model	Performance to BS 848 Pt1 in free air (l/s)			Consumption (W)			Sound Pressure level @ 3m dB(A)		
	Boost	Medium	Trickle	Boost	Medium	Trickle	Boost	Medium	Trickle
CMF	120	81	49	62.2	36.6	20.1	45.4	40.1	28.8



Electrical Specification: 230V~50Hz Class II

Consumption:
 Boost 62.2W
 Medium 36.6W
 Trickle 20.1W

INSTALLATION

- Wiring:** Must comply with IEE Regulations, see wiring diagrams on pages 84 – 85.
- Cable:** 5 core 0.75mm².
- Fuse:** 3 amp (when fan is supplied from a 5A lighting circuit, no local fuse is required).
- Ducting:** Connect to 125mm ducting. Solid ducting recommended to minimise air resistance.

ANCILLARIES

GD8
Modular light weight PVC ducting system (page 167).



GD8 Accessories
Plastic louvred airbricks available in brown, terracotta and sand (page 167).



GG82
External 125mm louvred grille for wall mounting. Available in white or brown (page 167).



GG68
125mm ceiling mounted extract valve (page 167).



Flexiduct
Flexible 125mm PVC & aluminium ducting (page 173).



GS1
3 position switch available for controlling unit between trickle, medium & boost speeds.



H115SL
Light fitting, bulb, transformer & 90° bend for alternative to GG68 ceiling valve.



KSOP125
125mm fire rated kitchen extract valve & collar (page 168).



KSO125
125mm ceiling mounted extract valve/collar (page 168).

